

Session Name: New Session 28-06-2017 20-02 AGM 28 June 2017 (1)

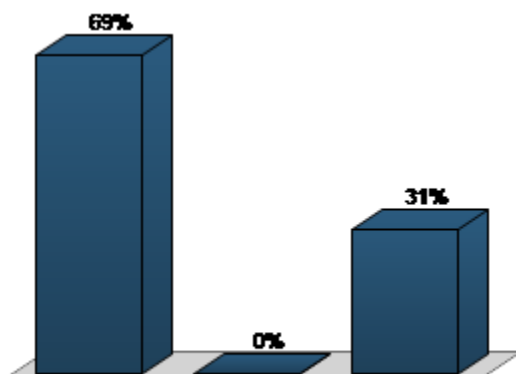
Date Created: 28/06/2017 17:30:24      Active Participants: 23 of 23

Average Score: 39.13%      Questions: 13

## Results by Question

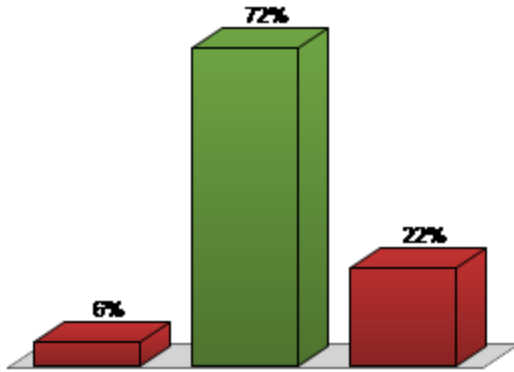
### 1. Were our priorities right for 2016/17? (Multiple Choice)

	Responses	
	Percent	Count
Yes	68.75%	11
No	0%	0
Don't know	31.25%	5
<b>Totals</b>	<b>100%</b>	<b>16</b>



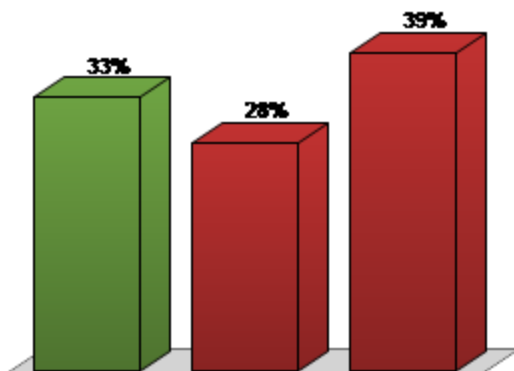
### 2. Approximately how much did we spend on health services 2016/17? (Multiple Choice)

	Responses	
	Percent	Count
£100 million	5.56%	1
£180 million (c)	72.22%	13
£500million	22.22%	4
<b>Totals</b>	<b>100%</b>	<b>18</b>



3. How many GP Practices are in the Scarborough and Ryedale locality?  
(Multiple Choice)

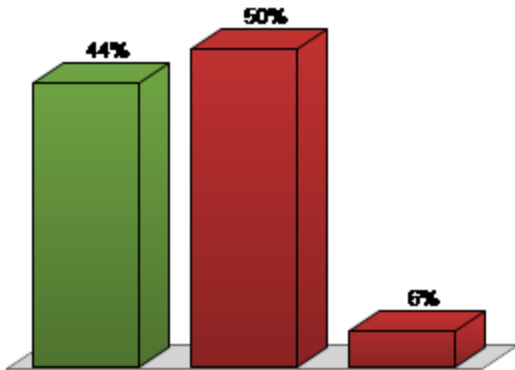
	Responses	
	Percent	Count
15 (c)	33.33%	6
20	27.78%	5
27	38.89%	7
<b>Totals</b>	<b>100%</b>	<b>18</b>



4. Approximately how many patients is Scarborough and Ryedale CCG responsible for? (Multiple Choice)

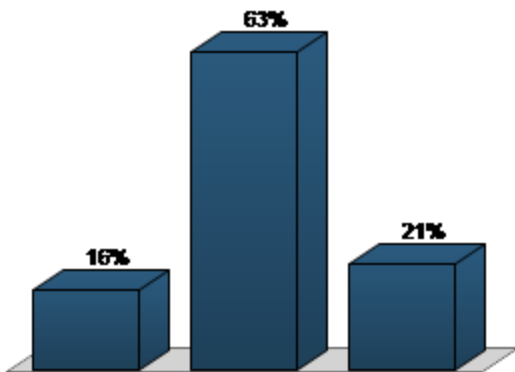
	Responses	
	Percent	Count
120,000 (c)	44.44%	8
150,000	50%	9

200,000	5.56%	1
<b>Totals</b>	<b>100%</b>	<b>18</b>



**5. How important is it to you to see your GP in the evenings? (Multiple Choice)**

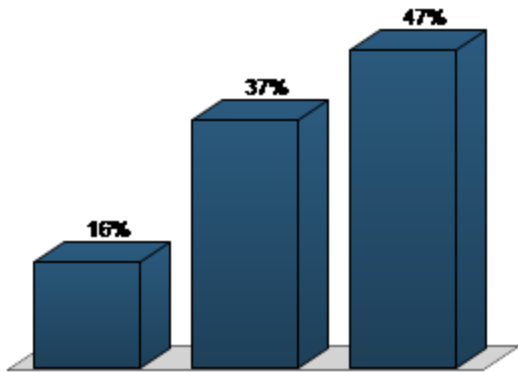
	Responses	
	Percent	Count
Very important	15.79%	3
Somewhat important	63.16%	12
Not important	21.05%	4
<b>Totals</b>	<b>100%</b>	<b>19</b>



**6. How important is it to you to see your GP on Saturday and Sunday? (Multiple Choice)**

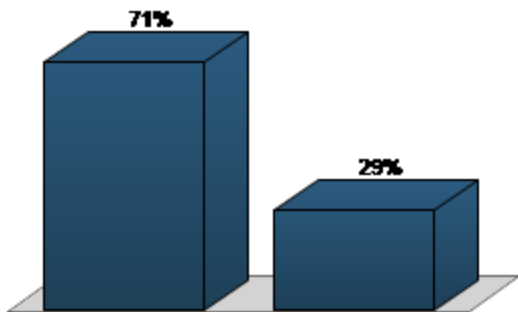
	Responses	
	Percent	Count

Very important	15.79%	3
Somewhat important	36.84%	7
Not important	47.37%	9
<b>Totals</b>	<b>100%</b>	<b>19</b>



**7. Are you a member of our virtual engagement network 'The Loop'? (Multiple Choice)**

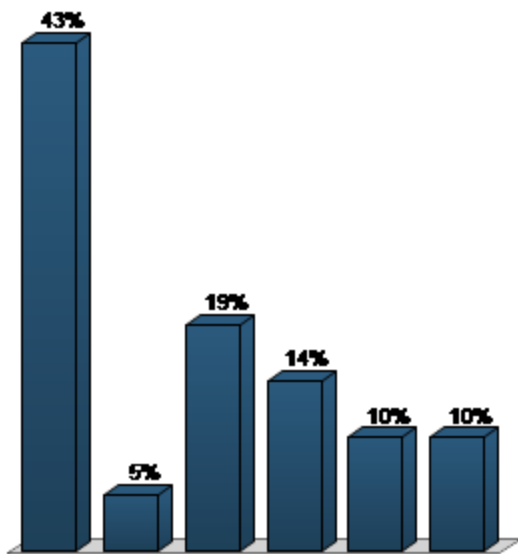
	Responses	
	Percent	Count
Yes	71.43%	15
No	28.57%	6
<b>Totals</b>	<b>100%</b>	<b>21</b>



**8. How would you prefer us to engage with you? (Multiple Choice)**

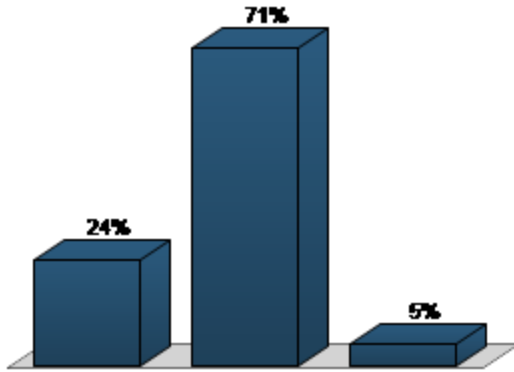
	Responses	
	Percent	Count

Public meetings	42.86%	9
Media	4.76%	1
The Loop	19.05%	4
Surveys	14.29%	3
Newsletters	9.52%	2
Social Media	9.52%	2
<b>Totals</b>	<b>100%</b>	<b>21</b>



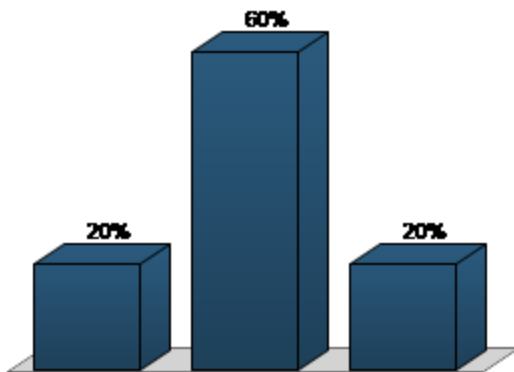
**9. Do you support the feedback from stakeholders? (Multiple Choice)**

	Responses	
	Percent	Count
Yes	23.81%	5
Some what	71.43%	15
No	4.76%	1
<b>Totals</b>	<b>100%</b>	<b>21</b>



**10. What is more important to you? (Multiple Choice)**

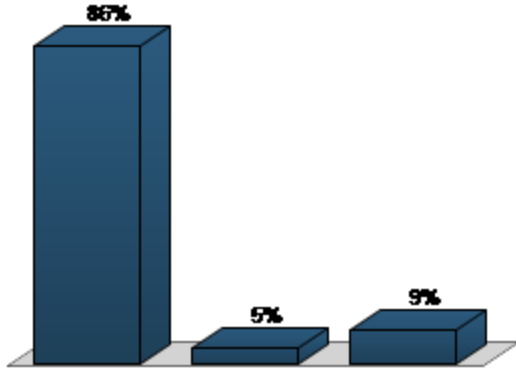
	Responses	
	Percent	Count
Accessing services locally	20%	4
The quality of care you receive	60%	12
Shorter waiting times	20%	4
<b>Totals</b>	<b>100%</b>	<b>20</b>



**11. Would you be prepared to travel further for a hospital appointment if it meant you were seen quicker? (Multiple Choice)**

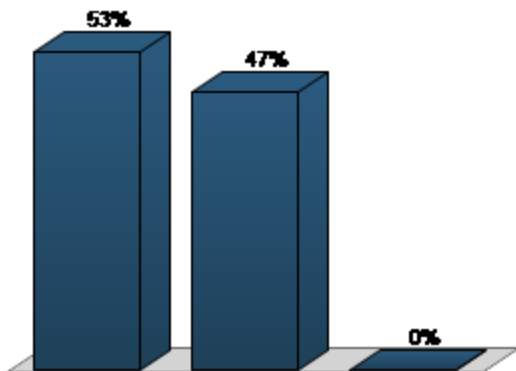
	Responses	
	Percent	Count
Yes	86.36%	19

No	4.55%	1
Not sure	9.09%	2
<b>Totals</b>	<b>100%</b>	<b>22</b>



**12. Is the option of having a choice of provider locally, important to you? (Multiple Choice)**

	Responses	
	Percent	Count
Very important	53.33%	8
Not important	46.67%	7
Not sure	0%	0
<b>Totals</b>	<b>100%</b>	<b>15</b>



**13. A service that was based in Scarborough is now being provided in York. Patient transport is arranged, but who should pay? (Multiple Choice)**

	Responses
--	-----------

	<b>Percent</b>	<b>Count</b>
The CCG by reducing other services	11.11%	2
Local authority	33.33%	6
The patient themselves	55.56%	10
<b>Totals</b>	<b>100%</b>	<b>18</b>

